

A

-M S

1250

Small Scale

The small scale spray drying plant, Anhydro MasterSpray 1250, is designed for drying of products in small scale production, R&D departments, universities and public institutions worldwide. This dryer is designed with specific focus on flexibility in the design and configuration, safety during operation, process control, ease of cleaning/sanitary design and scalability.

Anhydro MasterSpray 1250 is used worldwide by customers in the food, dairy, chemical and pharmaceutical industries.

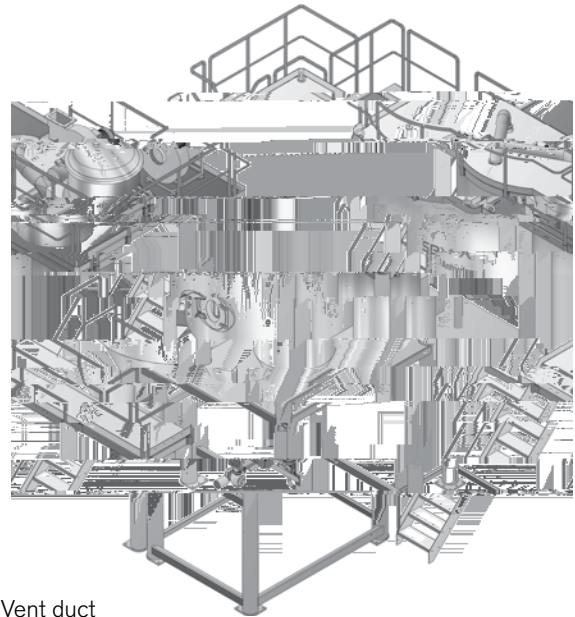
The design of the Anhydro MasterSpray 1250 is based on a unique modular concept consisting of a basic plant and a large number of optional items, which enables customers to customize each plant to match their exact requirements.

Included Equipment for a Basic Plant

- Feed pump
- Feed tank
- Water tank
- Feed pipe
- Two-fluid nozzle atomizer, co-current
- Air intake filter
- Electrical air heater for main air and hot air duct
- Drying chamber with rupture disc for explosion protection
- Cyclone with powder container
- Fans and ducts
- Control panel with PLC incl. color touch screen
- Support structure

Optional Equipment for a Basic Plant

- Two-fluid nozzle atomizer, counter-current
- Centrifugal atomizer
- High pressure nozzle atomizer system
- Additional powder container
- Direct or indirect gas fired heater



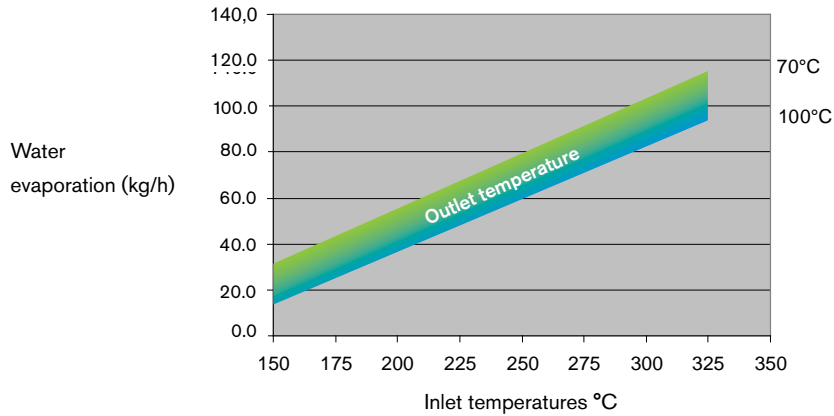
- Vent duct
- Indoor explosion venting system
- Explosion suppression system
- Pneumatic hammers
- Two-point discharge
- Rotary valve
- Hepa filters
- Bag filter
- Air broom
- Powder cooling and conveying system
- Wet scrubber
- CIP system
-

ANHIDRO MASTERSPRAY 1250 MULTI-STAGE	
MAX. INLET AIR TEMPERATURE	325°C
MAX. WATER EVAPORATION (OUTLET TEMP. 70°C)	115 KG/H
MAX. DRYING AIR RATE	1,250 KG/H
DRYING CHAMBER DIAMETER	2,150 MM
POWER SUPPLY, STANDARD, AT 50 Hz	3x400 V
SUCTION FAN	7.5 kW
MAIN AIR HEATER	108 kW
FEED PUMP	0.5 kW
COMPRESSED AIR CONSUMPTION AT 1.5 TO 5.6 BAR (G)	85-212 L/MIN

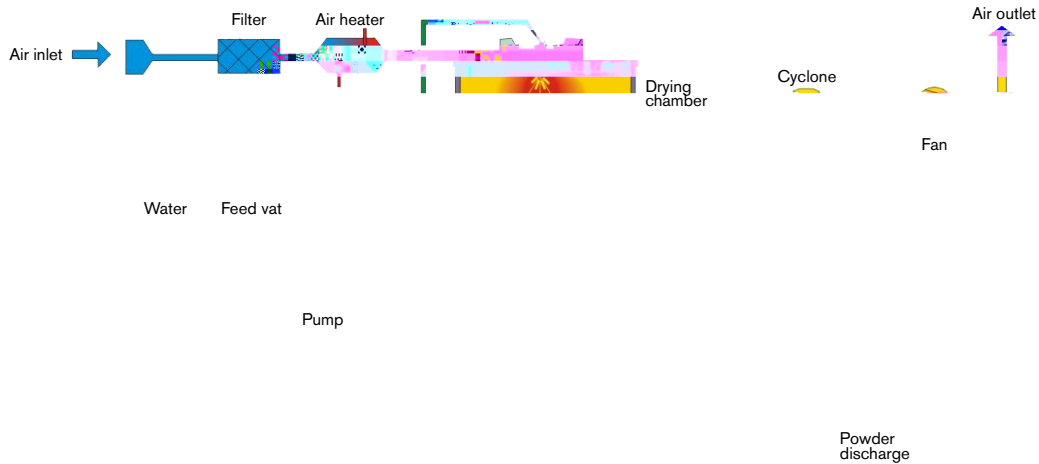
ANHIDRO MASTERSPRAY 1250 MULTI-STAGE	
PRESSURE SHOCK RESISTANCE	1 BAR
MAX. KST. VALUE (WITH RUPTURE DISC)	200 BARxMxS ⁻¹
NOISE EMISSION*	85 dB (A)
PRODUCT CONTACTING PARTS	AISI 316
NON-PRODUCT CONTACTING SURFACES	AISI 304
FLOOR SPACE LxW	5,400x3,100 MM
HEIGHT	6,400 MM
TOTAL FREE HEIGHT	7,100 MM

* Approximately.

The MasterSpray 1250 plant complies with regulations and standards according to CE and ATEX.



Process flow



Based in Charlotte, North Carolina, SPX FLOW, Inc. (NYSE: FLOW) is a multi-industry manufacturing leader. For more information, please visit www.spxflow.com

SPX FLOW 105 CrossPoint Pkwy, Getzville, NY 14068
P: +1 (716)-692-3000 E: leads@spxflowleads.com

SPX FLOW, Inc. reserves the right to incorporate our latest design and material changes without notice or obligation.

Design features, materials of construction and dimensional data, as described in this bulletin, are provided for your information only and should not be relied upon unless confirmed in writing. Please contact your local sales representative for product availability in your region. For more information visit www.spxflow.com.

The green "s" and "x" are trademarks of SPX FLOW, Inc.

ISSUED 05/2019 ANH-110-US COPYRIGHT © 2019 SPX FLOW, Inc.