



› Johnson Pump

Electronic Float Switch




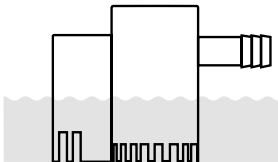
Installation



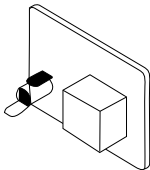
Type designation	Part No. (US)	Ampere draw	
		Type	Max
100-100-1	100-100-1	1	1
100-100-4	100-100-4	4	4

Operation





Electrical installation with panel - Illustration #3



Note:

A

B

C



Made by SPX FLOW Johnson Pump®

Customer Service & Support - Johnson Pump

Phone: +45 45 95 95 95

E-mail: customer.service@spxflex.com

Johnson Pump is a leading manufacturer of pumps and pump systems for a wide range of applications. For more information, please visit our website at www.spxflex.com